



**UNIVERSITY OF CENTRAL FLORIDA**  
STUDENT ACADEMIC RESOURCE CENTER

## 2015-2016 Annual Report at a Glance

### MISSION STATEMENT

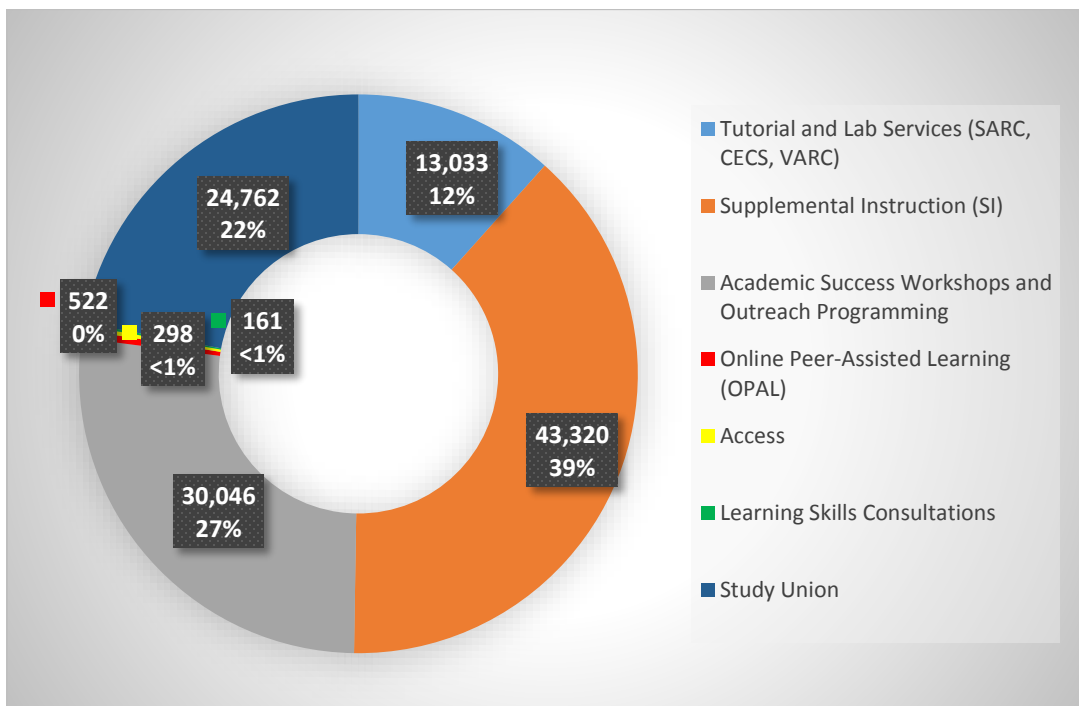
The Student Academic Resource Center's mission is to strengthen comprehensive learning, enhance retention, and promote student success by providing academic support services to UCF students and the surrounding community. SARC provides diverse modes of learning resources and services such as campus outreach, peer tutoring, Supplemental Instruction (SI), learning skills, and first-year transition programs.

### VISION STATEMENT

The Student Academic Resource Center (SARC) is committed to becoming a nationally recognized learning center by being a model academic support program promoting undergraduate students' academic preparation, transition, and progress toward graduation. Through collaboration and partnerships with internal and external constituencies, the center will remain cutting-edge in facilitating service to students by providing opportunities for a smooth, seamless, and successful transition to UCF and progress toward graduation.

### SARC BY THE NUMBERS

SARC provided academic support services to **112,142** students through AY 2015-16



## UNIT HIGHLIGHTS

- October 2015, SARC tied for first place in the nation among institutions celebrating **National Tutoring Week**, an annual event that recognizes and appreciates over 100 tutors, Supplemental Instruction (SI) leaders, student assistants, and graduate assistants.
- The **Study Union** took place during finals week in collaboration with the Student Union and the Office of Student Involvement, providing UCF students a quiet and safe place to study and prepare for final exams. SI Leaders and Peer Tutors facilitated a total of 168 final review sessions to a total of 24,762 students, an increase of 36% as compared to the previous year (18,219).
- **Online Services** - In partnership with OSI, SARC received \$10,000 from the Parent and Family Fund Grant to support video streaming equipment for the Study Union during final exams, resulting in a 44% increase in the number of live-streamed review sessions (41 vs. 30 in 2014-15). In Spring 2016, livestreamed and recorded sessions reached 6903 views, surpassing the number of in-person contacts (4552). SARC also received funding to develop short videos to promote SARC services and to provide learning skills development to UCF students. They are available on the SARC YouTube and SARC Online sites.
- **Online Peer-Assisted Learning (OPAL)** – 143 OPAL sessions were offered, with 522 student contacts recorded.
- **Tutorial Services** - Tutoring and lab services provided in 31 subjects at three facilities (SARC, VARC and CECS), connecting with a total of 13,033 students (duplicated count) for a total of 21,337 hours, a 15% increase in attendance with respect to 2014-2015 (11,338 students).
- **Supplemental Instruction (SI)** - SARC offered a total of 4,209 SI sessions reaching 43,320 students.
- **Outreach** - SARC connected with 30,046 students through outreach programming, a 109% increase with respect to the previous year (14,408.)
- **Learning Skills Consultations** - SARC conducted 161 individual learning skills consultations, a 32% increase as compared to the previous year (122)
- **ACCESS Programs** - SARC provided academic support to 298 new FTIC students during the Summer B 2015 term, promoting their academic success and retention; 290 (98.6%) Access students enrolled for Fall 2016.
- **Institutional Effectiveness:** SARC was recognized as one of the exemplary programs at the Annual Assessment Report to the President and the Provost.
- SARC established an Advisory Board following recommendations from an external review conducted in 2014. Membership is composed of 13 faculty, staff, and a student. Three advisory board meetings took place during AY 2015-2016.
- SARC staff hosted the 3<sup>rd</sup> Annual Florida College Learning Center Association (FCLCA) conference on April 7<sup>th</sup> & 8<sup>th</sup>, 2016 at the University of Central Florida with approximately 100 participants in attendance.

## WHO COMES TO SARC?

### Gender

- Female: 58%
- Male: 42%

**67% FTIC**

**28% Transfer (Florida college)**

**24% First Generation**

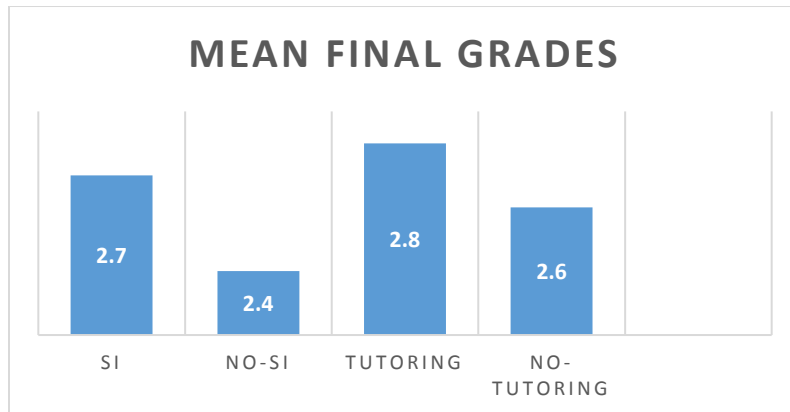
**34% Low Income**

### Ethnicity

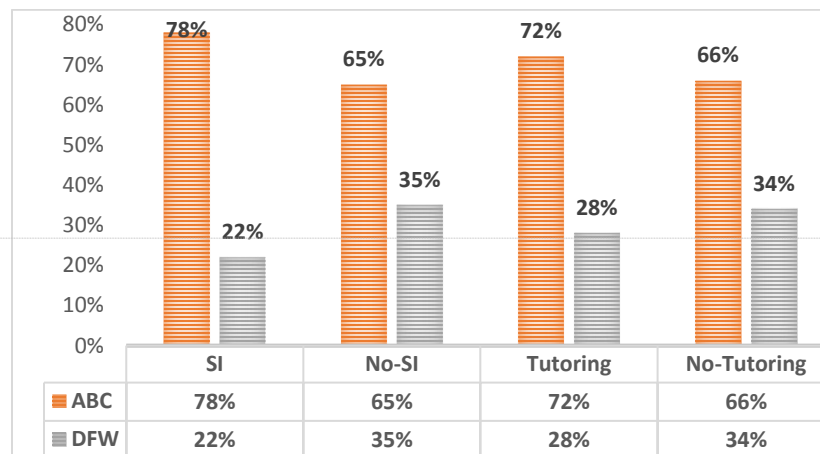
- White: 43%
- Hispanic: 28% (UCF is 23%)
- Afr. Am.: 15% (UCF is 11%)
- Asian: 10% (UCF is 6%)
- Multiracial: 3%
- Other: 1%

## IMPACT ON STUDENT SUCCESS

- Significantly higher average final grades for students who attended Supplemental Instruction (SI) sessions or peer tutoring ( $p < 0.05$ )



- Higher percentage of A, B, or C grades and lower percentage of D, F, and W grades for SI and peer tutoring participants.



## IMPACT ON STUDENT RETENTION

### Persistence

SARC participants (6+ hours): **91.63%**  
 Non-participants: 81.78%

### FTIC Retention

SARC Participants (6+ hours): **96.2%**  
 Non-participants: 86.5%  
 UCF: 88.9% (UCF's goal is 92%)

### Transfer Retention (Florida College)

SARC Participants: **90.1%**  
 Non-participants: 78.6%

### Transfer Graduation Rate (FL. College)

SARC Participants: **81.3%**  
 Non-participants: 64.3%  
 UCF overall: 40.4% (4-yr); 70.6% (6-yr.)

Results based on a cohort of 26,872 students enrolled at UCF during AY 2014-2015 who had SARC services available.  
 Source: SARC and UCF IKM